

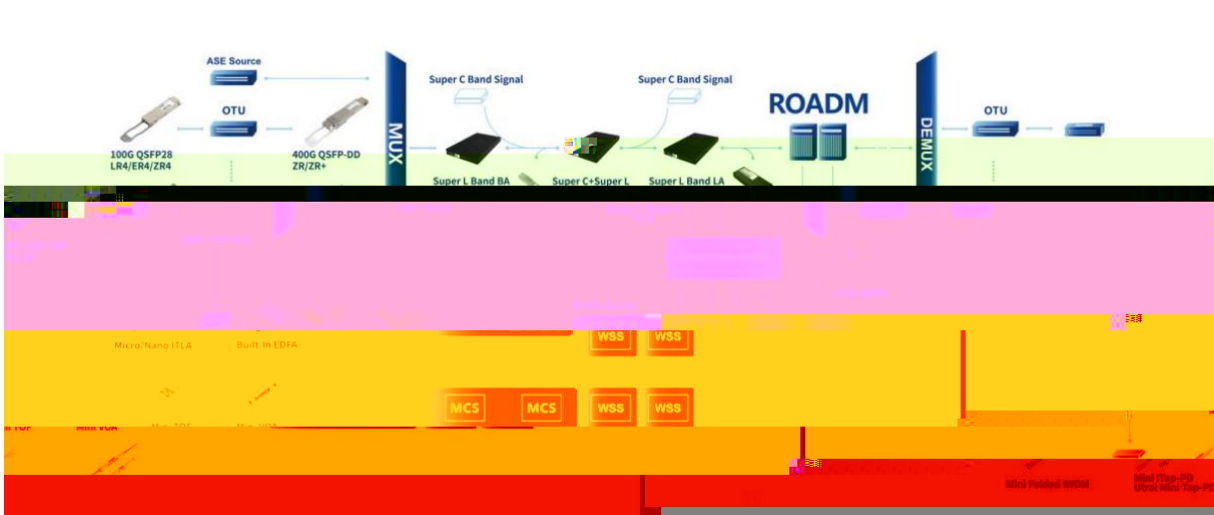
Accelink



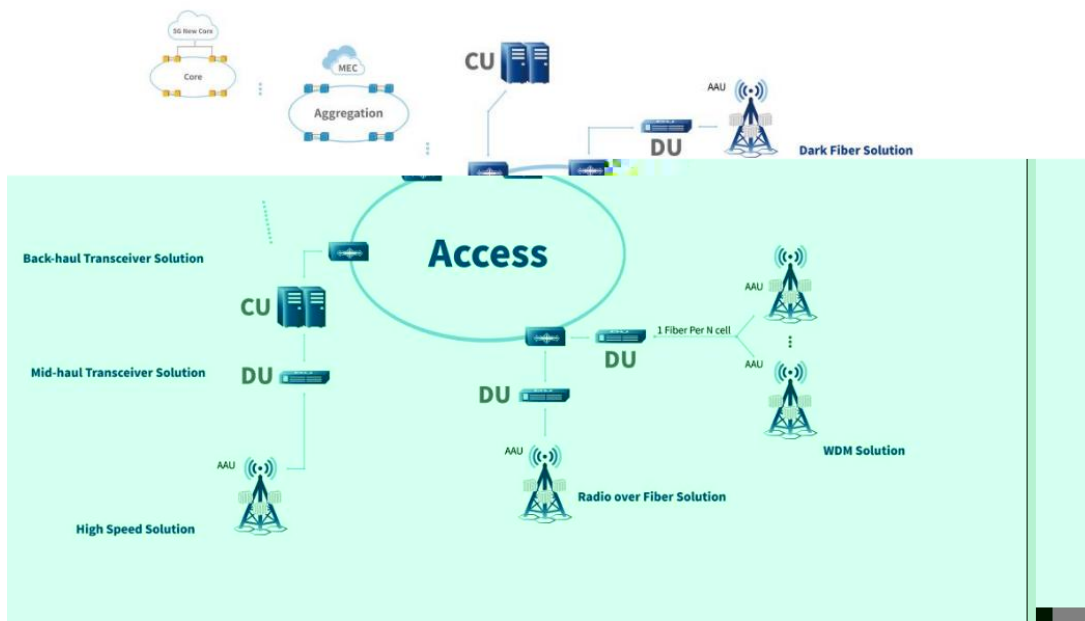
1

100G 400G 10 /40 /80

A G M DM OA
OPM
O DR




F H G PON&GPON OL /ON BO A 10G PON
(10GEPON/10GGPON/10GC PON) BO A 4G L E 5G
CPRI/ CPRI 25G 50G 100G



AOC		AI					
Q	FP	Q	FP-DD	O	FP	100G / 200G / 400G / 800G	1.6
400G	R4	400G	DR4	400G	FR4	400G	400G
800G	DR8	800G	2 FR4	800G	2 LR4	800G DR8 LRO	800G R8
	1.6		DR8			800G 2 FR4 LPO	1.6

ΕΠΙΧΕΙΡΗΣΙΑΚΟ ΣΧΕΔΙΟ 2024



Στόχοι
2024

Επίτευξη στόχων
7.6%
50%
50%

Αναμενόμενα αποτελέσματα

2025

IP DM

2025

7%

AI

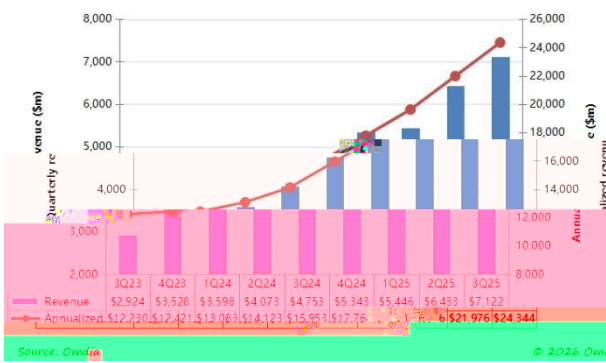
5G

6G

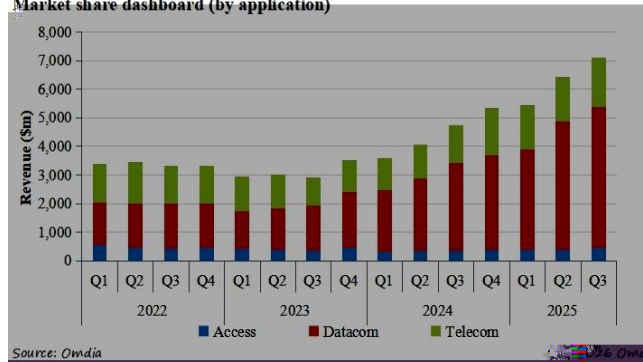
10G PON

50G PON


CAPE



Market share dashboard (by application)



	PON			



2030 O 909 CAGR 13%
61% AI

DCI
1.2 /1.6

2030

AI

800G

323

36%

AI

549

400G/800G

60%

2030

50GPON
25G/50G

5G

5G H

5G

F

2030

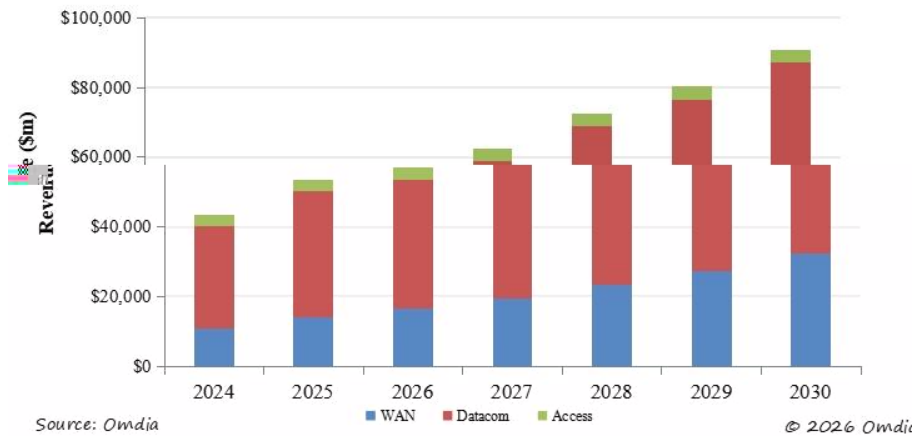
RAN

G -PON

38

4%

Total OC by market segment



8 »eиГ >
а ч у еи • сгЕЕеи еи 22» у в лд т ео

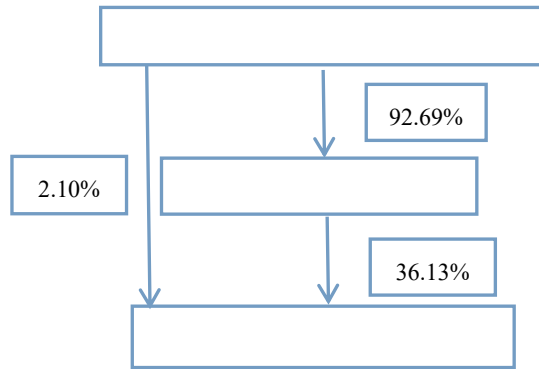

0:

Ã














Ä.ž #0 •D[}yyD DF
\$ Y Ç•63

em

s

O

v

||





--	--	--




QMR EQ 9



		Cf				





--	--	--	--	--	--	--	--	--	--	--	--	--



--	--	--

--	--	--





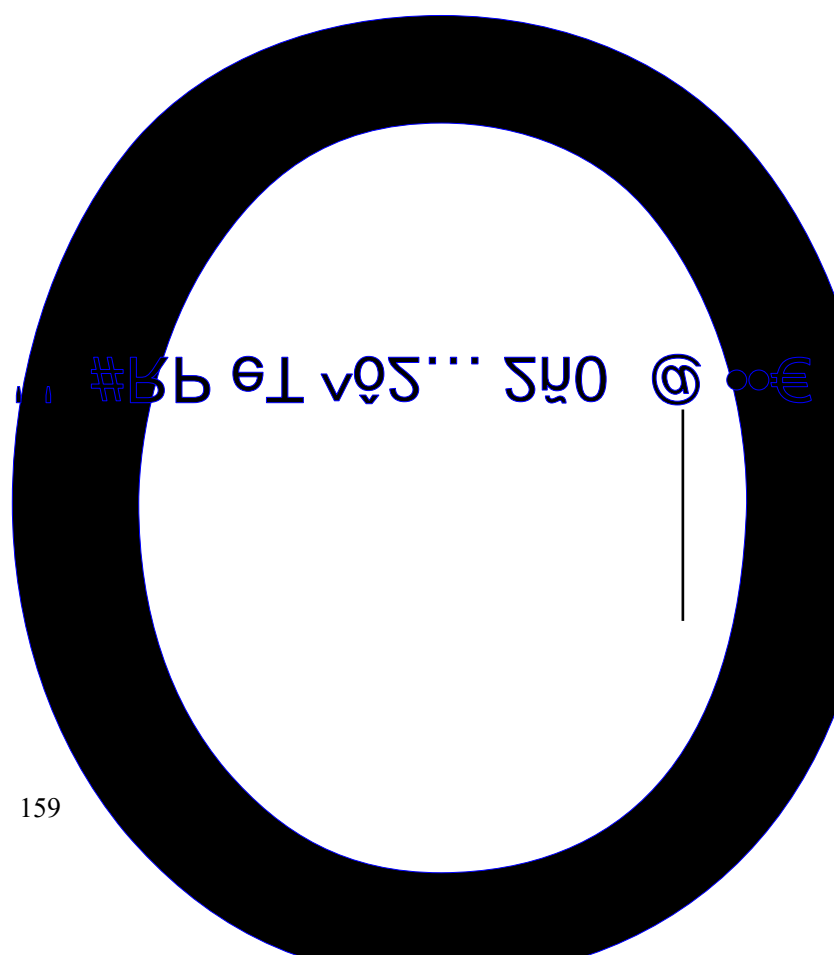








--	--	--	--	--	--	--



WILSON BROS. OXFORD, #1000 500 @





C

2025

--	--	--
